

# ODYSSEY

**ODYSSEY**  
Corporation Ltd.

Date: 10<sup>th</sup> April, 2012

To,  
The Manager  
Department of Corporate Services  
The Bombay Stock Exchange Limited.  
25<sup>th</sup> Floor, P.J. Towers  
Dalal Street, Fort,  
Mumbai 400001

01C

Scrip Code: 531996

Subject: Clause 35 for the Quarter ended on 31st March, 2012.

Dear Sir,

Pursuant to Clause 35 of the Listing Agreement, please find enclosed herewith the Shareholding Pattern for the quarter ended 31st March, 2012 for your perusal.

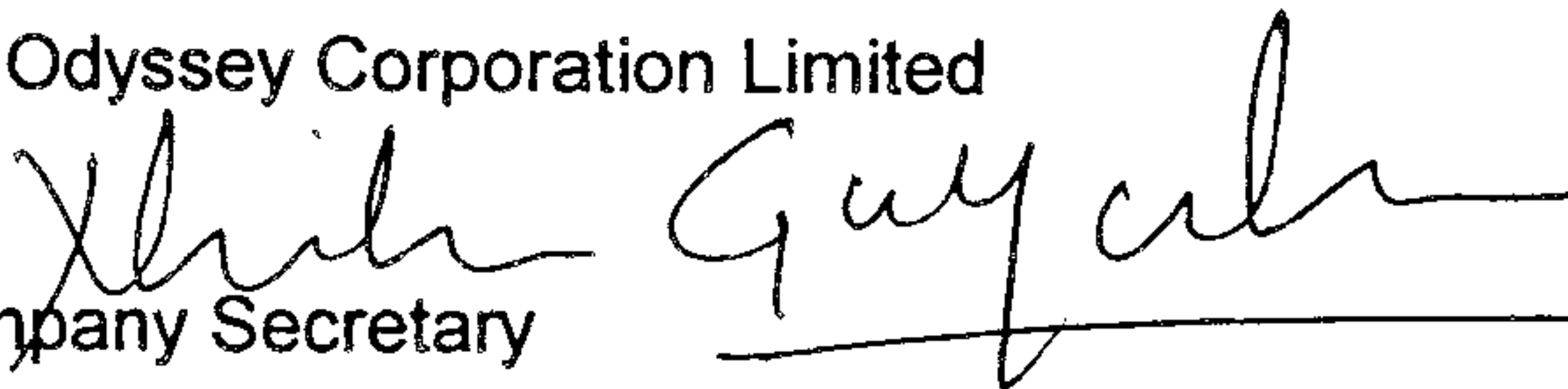
Kindly acknowledge the same.


Thanking you.

Your's faithfully.

For, Odyssey Corporation Limited

Company Secretary






3, Hemu Castle, Nr. Goklibai School, Dadabhai Road, Vile Parle(W), Mumbai - 400 056.

Tel: +91 22 2624 1111. Fax: +91 22 2624 1104 • E : info@odysseycorp.in • www.odysseycorp.in


Name of the Company :		ODYSSEY CORPORATION LIMITED					
Script Code, Name of the scrip, class of security :		531996					
Quarter ended :		31/03/2012					
Partly paid-up shares :-		No. of partly paid-up shares	As a % of total no. of partly paid-up shares	As a % of total no. of shares of the company			
Held by promoter/ promoter group		0	0.00	0.00			
Held by public		0	0.00	0.00			
<b>Total (D)</b>		<b>0</b>	<b>0.00</b>	<b>0.00</b>			
Outstanding convertible securities		No. of outstanding securities	As a % of total no. of outstanding convertible securities	As a % of total no. of shares of the company, assuming full conversion of the convertible securities			
Held by promoter/ promoter group		0	0.00	0.00			
Held by public		0	0.00	0.00			
<b>Total (E)</b>		<b>0</b>	<b>0.00</b>	<b>0.00</b>			
Warrants		No. of Warrants	As a % of total no. of Warrants	As a % of total no. of shares of the company, assuming full conversion of warrants			
Held by promoter/ promoter group		0	0.00	0.00			
Held by public		0	0.00	0.00			
<b>Total (F)</b>		<b>0</b>	<b>0.00</b>	<b>0.00</b>			
<b>Total paid-up capital of the company, assuming full conversion of warrants convertible securities Total (A+B+C)+ D+E+F)</b>		<b>39394200</b>		<b>100.00</b>			
Print Date :	04/04/2012	Page -1 of					
		1					




**Statement Showing Shareholding Pattern**

**Table I(a)**

Category Code	Category of Shareholder	Number of Shareholders	Total Number Of Shares	Number of Shares held in Dematerialised form	Total Shareholding as a percentage of total number of shares		Shares Pledged or otherwise encumbered	
					As a Percentage of (A+B)	As a Percentage of (A+B+C)	No. Of Shares	As a Percentage
	(II)	(III)	(IV)	(V)	(VI)	(VII)	(VIII)	(IX)= (VIII)/(IV) *100
X)= /III)/(IV) 100								
A) Shareholding of promoters and promoter group2								
INDIAN								
a)	INDIVIDUAL / HUF	6	15074320	15074320	38.2653	38.2653	0	0.00
b)	DIRECTORS / RELATIVES	0	0	0	0.0000	0.0000	0	0.00
c)	CENTRAL / STATE GOVERNMENT(S)	0	0	0	0.0000	0.0000	0	0.00
d)	BODIES CORPORATE	1	600000	600000	1.5231	1.5231	0	0.00
e)	FINANCIAL INSTITUTIONS / BANKS	0	0	0	0.0000	0.0000	0	0.00
f)	GROUP COMPANIES	0	0	0	0.0000	0.0000	0	0.00
g)	ANY OTHERS(Specify)	0	0	0	0.0000	0.0000	0	0.00
SUB TOTAL A(1) :		7	15674320	15674320	39.7884	39.7884	0	0.00
FOREIGN								
a)	BODIES CORPORATE	0	0	0	0.0000	0.0000	0	0.00
b)	GROUP COMPANIES	0	0	0	0.0000	0.0000	0	0.00
c)	INDIVIDUAL	0	0	0	0.0000	0.0000	0	0.00
d)	INSTITUTIONS	0	0	0	0.0000	0.0000	0	0.00
e)	ANY OTHERS(Specify)	0	0	0	0.0000	0.0000	0	0.00
SUB TOTAL A(2) :		0	0	0	0.0000	0.0000	0	0.00
Total holding for promoters	(A)=(A)(1) + (A)(2)	7	15674320	15674320	39.7884	39.7884	0	0.00
B) Public Shareholding								
INSTITUTIONS								
a)	CENTRAL / STATE GOVERNMENT(S)	0	0	0	0.0000	0.0000	0	0.00
b)	FINANCIAL INSTITUTIONS / BANKS	0	0	0	0.0000	0.0000	0	0.00
c)	MUTUAL FUNDS / UTI	0	0	0	0.0000	0.0000	0	0.00
d)	VENTURE CAPITAL FUNDS	0	0	0	0.0000	0.0000	0	0.00
e)	INSURANCE COMPANIES	0	0	0	0.0000	0.0000	0	0.00
f)	FII'S	5	4984886	4984886	12.6539	12.6539	0	0.00
g)	FOREIGN VENTURE CAPITAL	0	0	0	0.0000	0.0000	0	0.00
h)	TRUSTS	0	0	0	0.0000	0.0000	0	0.00
i)	ANY OTHERS(Specify)	0	0	0	0.0000	0.0000	0	0.00
SUB TOTAL B(1) :		5	4984886	4984886	12.6539	12.6539	0	0.00



	BODIES CORPORATE	89	9117427	9109227	23.1441	23.1441	0	0.00
	INDIVIDUAL							
	(CAPITAL UPTO TO Rs. 1 Lakh)	555	1127692	991052	2.8626	2.8626	0	0.00
	(CAPITAL GREATER THAN Rs. 1 Lakh)	55	8417198	8395198	21.3666	21.3666	0	0.00
	TRUSTS	0	0	0	0.0000	0.0000	0	0.00
	ANY OTHERS							
	CLEARING MEMBER	4	72027	72027	0.1828	0.1828	0	0.00
	DIRECTORS / RELATIVES	0	0	0	0.0000	0.0000	0	0.00
i)	EMPLOYEE	0	0	0	0.0000	0.0000	0	0.00
i)	FOREIGN NATIONALS	0	0	0	0.0000	0.0000	0	0.00
i)	NON RESIDENT INDIANS (NRI)	0	0	0	0.0000	0.0000	0	0.00
i)	NON RESIDENT INDIANS (REPAT)	1	650	650	0.0016	0.0016	0	0.00
i)	NON RESIDENT INDIANS (NON REPAT)	0	0	0	0.0000	0.0000	0	0.00
i)	OVERSEAS BODIES CORPORATES	0	0	0	0.0000	0.0000	0	0.00
ii)	PERSONS ACTING IN CONCERT	0	0	0	0.0000	0.0000	0	0.00
ii)	ANY OTHERS(Specify)	0	0	0	0.0000	0.0000	0	0.00
UB TOTAL		704	18734994	18568154	47.5577	47.5577	0	0.00
3)(2) :								
Total Public Shareholdin	(B)=(B)(1) + (B)(2)	709	23719880	23553040	60.2116	60.2116	0	0.00
Total (A) + 3) :		716	39394200	39227360	100.0000	100.0000	0	0.00
C) Shares held by custodians and against which depository receipts have been issued								
a)	SHARES HELD BY CUSTODIANS	0	0	0	0.0000	0.0000	0	0.00
b)	Promoter and Promoter Group	0	0	0	0.0000	0.0000	0	0.00
i)	Public	0	0	0	0.0000	0.0000	0	0.00
UB TOTAL		0	0	0	0.0000	0.0000	0	0.00
C)(1) :								
Grand Total (A) + (B) + C)		716	39394200	39227360	100.0000	100.0000	0	0.00
NOTES :	1) NAME,NUMBER OF SHARES HELD & PERCENTAGE OF ENTITIES / PERSONS HOLDING MORE THAN 1% OF THE TOTAL SHARES OF THE COMPANY IS AS PER ANNEXURE							




(1)(b) Statement showing holding of securities (including shares, warrants, convertible securities) of persons belonging to the category "PROMOTERS AND PROMOTER GROUP"


Sr.No	Name of the Shareholder	Details of shares held		Encumbered shares (*)			Details of warrants		Details of convertible		Total shares (including (XII))
		Number of shares held (III)	As a % of grand total (A)+(B)+(C) (IV)	No. (V)	As a percentage (VI)=(V)/(III)* 100	As a % of grand total (A)+(B)+(C) of sub-clause (I)(a) (VII)	Number of warrants held (VIII)	As a % total number of (IX)	Number of convertible (X)	As a % total number of (XI)	
(i)											
1	BINA HEMANSHU MEHTA	6384000	16.21	0	0.00	0.00					
2	BINA HIMANSHU MEHTA	5610200	14.24	0	0.00	0.00					
3	POOJA HEMANSHU MEHTA	2270000	5.76	0	0.00	0.00					
4	POOJA HEMANSHU MEHTA	600000	1.52	0	0.00	0.00					
5	ALACRITY SECURITIES LIMITED	600000	1.52	0	0.00	0.00					
6	BINA HIMANSHU MEHTA	200000	0.51	0	0.00	0.00					
7	HEMANSHU RAMNIKLAL MEHTA	10120	0.03	0	0.00	0.00					
	TOTAL:	15674320	39.7884	0	0.00	0.0000					



(I)(c)(i) Statement showing holding of securities (including shares, warrants, convertible securities) of persons belonging to the category "Public" and holding more than 1% of the total number of shares.								
S R. N O	Name of the shareholder	Number of shares held	Shares as a percentage of total number of shares (i.e., Grand Total(A)+(B)+(C) indicated in Statement at para (I)(a) above)	Details of warrants		Details of convertible		Total shares (including underlying shares assuming full conversion of warrants and convertible securities) as a % of diluted share capital
				Number of warrants held	As a % total number of warrants of the same class	Number of convertible securities held	% w.r.t. total number of convertible securities of the same class	
1	G LAKSHMI ARUNA	1800000	4.5692	0	0	0	0	0
2	SPARROW ASIA DIVERSIFIED OPPORTUNITIES FUND	1661258	4.2170	0	0	0	0	0
3	NILARYA TRADING PRIVATE LIMITED	1541980	3.9142	0	0	0	0	0
4	CREDO INDIA THEMATIC FUND LIMITED	1229472	3.1209	0	0	0	0	0
5	CRESTA FUND LTD	1090722	2.7687	0	0	0	0	0
6	METRI SREENIVASULU .	1000000	2.5384	0	0	0	0	0
7	V H SHAFI KUR REHMAN	700000	1.7769	0	0	0	0	0
8	VAKKAL IMPEX PRIVATE LIMITED	600000	1.5231	0	0	0	0	0
9	MAVI INVESTMENT FUND LIMITED	573434	1.4556	0	0	0	0	0
#	EARTHSTONE ENERGY & NATURAL RESOURCES LTD	505000	1.2819	0	0	0	0	0
#	LOTUS GLOBAL INVESTMENTS LTD	430000	1.0915	0	0	0	0	0
#	DAYANIDHI VYAPAAR LIMITED	427886	1.0862	0	0	0	0	0
#	EXPRESS COMMOTRADE PRIVATE LIMITED	408918	1.0380	0	0	0	0	0
#	AURA MEDIA PRIVATE LIMITED	404872	1.0277	0	0	0	0	0
#	SORUS MEDIA AND ADVERTISEMENT PRIVATE LIMITED	403057	1.0231	0	0	0	0	0
	TOTAL :	12776599	32.4327	0	0	0	0	0



(I)(c)(ii)	Statement showing holding of securities (including shares, warrants, convertible securities) of persons (together with PAC) belonging to the category "Public" and holding more than 5% of the total number of shares of the company	
SR.NO	Name of the shareholder	Number of shares
1		
TOTAL :		



(II) (b) Statement showing Holding of Depository Receipts (DRs) where underlying shares are in excess of 1% of the total number of shares.			
Sr.No.	Type of Outstanding DR (ADRs,GDRs,SDRs etc.)	No.of Shares underlying outstanding DRs.	Shares underlying outstanding DRs.as a Percentage of total number of shares (i.e Total (A)+(B)+(C) Indicated in Statement at Para (I) (a) above)
1			
TOTAL :			

Statement Showing "GDR Shares"				
(II) (a) Statement Showing Details of Depository Receipts (DRs)				
Unit :	ODYSSEY CORPORATION LIMITED		As on Date :	31/03/2012
Sr.No.	Type of Outstanding DR (ADRs,GDRs,SDRs etc.)	No of Outstanding DRs.	No of Shares underlying outstanding DRs.	Shares underlying outstanding DRs as a Percentage of total number of shares (i.e Total (A)+ (B) + (C) Indicated in statement at para(I) (a) above)
1	GDRs			
TOTAL :				

ODYSSEY CORPORATION LIMITED				
(I)(d)	Statement Showing " LOCKED - IN - SHARES "			As on 31/03/2012
SR NO	NAME	Category	Shares	Per
1	ALACRITY SECURITIES LIMITED	CORPORATE BODIES (PROMOTER CO)	600000	1.52
2	BINA HEMANSHU MEHTA	PROMOTERS	6384000	16.21
3	BINA HIMANSHU MEHTA	PROMOTERS	5610200	14.24
4	POOJA HEMANSHU MEHTA	PROMOTERS	600000	1.52
TOTAL:			13194200	33.4927

