

Name of the Company :		ODYSSEY CORPORATION LIMITED	
Script Code, Name of the scrip, class of security : 531996			
Quarter ended :		30-06-2012	
Partly paid-up shares :-	No. of partly paid-up shares	As a % of total no. of partly paid-up shares	As a % of total no. of shares of the company
Held by promoter/ promoter group	0	0.00	0.00
Held by public	0	0.00	0.00
<b>Total (D)</b>	<b>0</b>	<b>0.00</b>	<b>0.00</b>
Outstanding convertible securities	No. of outstanding securities	As a % of total no. of outstanding convertible securities	As a % of total no. of shares of the company, assuming full conversion of the convertible securities
Held by promoter/ promoter group	0	0.00	0.00
Held by public	0	0.00	0.00
<b>Total (E)</b>	<b>0</b>	<b>0.00</b>	<b>0.00</b>
Warrants	No. of Warrants	As a % of total no. of Warrants	As a % of total no. of shares of the company, assuming full conversion of warrants
Held by promoter/ promoter group	0	0.00	0.00
Held by public	0	0.00	0.00
<b>Total (F)</b>	<b>0</b>	<b>0.00</b>	<b>0.00</b>
<b>Total paid-up capital of the company, assuming full conversion of warrants convertible securities Total (A+B+C)+ D+E+F)</b>	<b>39394200</b>		<b>100.00</b>




*Uday Gyde*

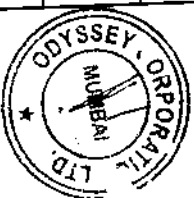
**Statement Showing Shareholding Pattern**

**Table (I)(a)**

Category Code	Category of Shareholder	Number of Shareholders	Total Number Of Shares	Number of Shares held in Dematerialised form	Number of Shares	Total Shareholding as a percentage of total number of shares	As a Percentage of (A+B)	As a Percentage of (A+B+C)	No. Of Shares	Shares Pledged or otherwise encumbered	As a Percentage (IX) = (VIII)/(IV) *100
		(III)	(IV)	(V)	(VI)	(VII)	(VIII)	(IX) = (VIII)/(IV) *100			
(A)	Shareholder/ g of Promoter and Promoter Group <sup>2</sup>										
1. INDIAN											
(a)	INDIVIDUAL / HUF	6	15074320	15074320		38.2653	38.2653		0	0.00	
(b)	CENTRAL / STATE GOVERNMENT(S)	0	0	0		0.0000	0.0000		0	0.00	
(c)	BODIES CORPORATE FINANCIAL INSTITUTIONS / BANKS	1	600000	600000		1.5231	1.5231		0	0.00	
(d)	ANY OTHERS (Specify)	0	0	0		0.0000	0.0000		0	0.00	
(e)	DIRECTORS / RELATIVES	0	0	0		0.0000	0.0000		0	0.00	
(ii)	GROUP COMPANIES	0	0	0		0.0000	0.0000		0	0.00	
SUB TOTAL (A)(1)		7	15674320	15674320		39.7884	39.7884		0	0.00	



FOREIGN	ANY OTHERS (Specify)																			
( )	INDIVIDUAL	0	0	0	0	0	0	0	0.0000	0.0000	0	0	0.00							
(a)	BODIES CORPORATE	0	0	0	0	0	0	0	0.0000	0.0000	0	0	0.00							
(b)	INSTITUTIONS	0	0	0	0	0	0	0	0.0000	0.0000	0	0	0.00							
(c)	QUALIFIED FOREIGN INVESTOR	0	0	0	0	0	0	0	0.0000	0.0000	0	0	0.00							
(d)	INVESTOR	0	0	0	0	0	0	0	0.0000	0.0000	0	0	0.00							
SUB TOTAL (A)(2) :		0	0	0	0	0	0	0	0.0000	0.0000	0	0	0.00							
Total holding for Promoters and Promoter group	(A)=(A)(1) + (A)(2)	7	15674320	15674320	39.7884	39.7884	0	0.00												
(B) Public shareholder																				
1. INSTITUTIONS	ANY OTHERS (Specify)	0	0	0	0	0	0	0	0.0000	0.0000	0	0	0.00							
(a)	MUTUAL FUNDS / UTI	0	0	0	0	0	0	0	0.0000	0.0000	0	0	0.00							
(b)	FINANCIAL INSTITUTIONS / BANKS	0	0	0	0	0	0	0	0.0000	0.0000	0	0	0.00							
(c)	CENTRAL / STATE GOVERNMENT(S)	0	0	0	0	0	0	0	0.0000	0.0000	0	0	0.00							
(d)	VENTURE CAPITAL FUNDS	0	0	0	0	0	0	0	0.0000	0.0000	0	0	0.00							
(e)	INSURANCE COMPANIES	0	0	0	0	0	0	0	0.0000	0.0000	0	0	0.00							
(f)	FIIS	5	4961976	4961976	12.5957	12.5957	0	0.00												
(g)	FOREIGN VENTURE CAPITAL INVESTORS	0	0	0	0	0	0	0	0.0000	0.0000	0	0	0.00							
(h)	QUALIFIED FOREIGN INVESTOR	0	0	0	0	0	0	0	0.0000	0.0000	0	0	0.00							
(i)		5	4961976	4961976	12.5957	12.5957	0	0.00												
SUB TOTAL (B)(1) :		5	4961976	4961976	12.5957	12.5957	0	0.00												
B.2. Non-institutions		76	8312482	8309282	21.1008	21.1008	0	0.00												
(a)	BODIES CORPORATE	76	8312482	8309282	21.1008	21.1008	0	0.00												






Grand Total (A) + (B) + (C)								
NOTES:	1) NAME, NUMBER OF SHARES HELD & PERCENTAGE OF ENTITIES / PERSONS HOLDING MORE THAN 1% OF THE TOTAL SHARES OF THE COMPANY IS AS PER ANNEXURE							
Print Date :	07/07/2012 Page -1 of 1							



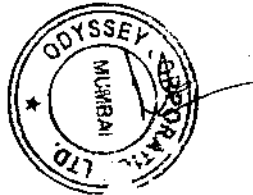
(I)(b)	Details of shares held			Encumbered shares (*)			Details of warrants	Details of convertible securities	As a % of total number of convertible securities of the same class	Total shares (including underlying shares assuming full conversion)	
Sr. No	Name of the Shareholder	Number of shares held	As a % of grand total (A)+(B)+(C)	No.	As a percentage (VI)=(V)/(II)* 100	As a % of grand total (A)+(B)+(C) of sub-clause (I)(a)	Number of warrants held	Number of convertible securities held	As a % of total number of convertible securities of the same class	Total shares (including underlying shares assuming full conversion)	
(I)	(II)	(III)	(IV)	(V)	(VI)=(V)/(II)* 100	(VII)	(VIII)	(IX)	(X)	(XI)	(XII)
1	BINA HEMANSHU MEHTA	6384000	16.21	0	0.00	0.00					
2	BINA HIMANSHU MEHTA	5610200	14.24	0	0.00	0.00					
3	POOJA HEMANSHU MEHTA	2270000	5.76	0	0.00	0.00					
4	POOJA HEMANSHU MEHTA	6000000	1.52	0	0.00	0.00					
5	ALACRITY SECURITIES LIMITED	6000000	1.52	0	0.00	0.00					
6	BINA HIMANSHU MEHTA	200000	0.51	0	0.00	0.00					
7	HEMANSHU RAMNIKAL MEHTA	10120	0.03	0	0.00	0.00					
	TOTAL :	15674320	39.7884	0		0.0000					



(1)(c)(ii)	Statement showing holding of securities (including shares, warrants, convertible securities) of persons (together with PAC) belonging to the category "Public" and holding more than 5% of the total number of shares of the company	AS ON :	30/06/2012				Total shares (including underlying shares assuming full conversion of warrants and convertible securities) as a % of diluted share capital
SR. NO	Name of the shareholder	Number of shares	Shares as a percentage of total number of shares, i.e., Grand Total (A)+(B)+(C) indicated in Statement at para (1)(a) above)	Details of warrants	As a % total number of warrants of the same class	Details of convertible securities	% w.r.t. total number of convertible securities of the same class
1		0	0	0	0	0	0
TOTAL :		0	0	0	0	0	0



(l)(c)(i) Statement showing holding of securities (including shares, warrants, convertible securities) of persons belonging to the category "Public" and holding more than 1% of the total number of shares.								
SR.NO	Name of the shareholder	Number of shares held	Shares as a percentage of total number of shares(i.e.,Grand Total(A)+(B)+(C) indicated in Statement at para (l)(a) above)	Details of		Details of		Total shares (including underlying shares assuming full conversion of warrants and convertible securities) as a % of diluted share capital
				Number of warrants held	As a % total number of warrants of the same class	Number of convertible securities held	% w.r.t. total number of convertible securities of the same class	
1	G LAKSHMI ARUNA	1800000	4.5692	0	0	0	0	0
2	SPARROW ASIA DIVERSIFIED OPPORTUNITIES FUND	1661258	4.2170	0	0	0	0	0
3	NILARYA TRADING PRIVATE LIMITED	1541980	3.9142	0	0	0	0	0
4	CREDO INDIA THEMATIC FUND LIMITED	1206562	3.0628	0	0	0	0	0
5	CRESTA FUND LTD	1090722	2.7687	0	0	0	0	0
6	METRI SREENIVASULU	1000000	2.5384	0	0	0	0	0
7	V H SHAFI KUR REHMAN	700000	1.7769	0	0	0	0	0
8	VAKKAL IMPEX PRIVATE LIMITED	600000	1.5231	0	0	0	0	0
9	MAVI INVESTMENT FUND LIMITED	573434	1.4556	0	0	0	0	0
10	EARTHSTONE ENERGY & NATURAL RESOURCES LTD	505000	1.2819	0	0	0	0	0
11	LOTUS GLOBAL INVESTMENTS LTD	430000	1.0915	0	0	0	0	0
12	DAYANIDHI VYAPAAR LIMITED	421886	1.0709	0	0	0	0	0
13	ALACRITY SECURITIES LIMITED	413630	1.0500	0	0	0	0	0
14	EXPRESS COMMOTRADE PRIVATE LIMITED	408918	1.0380	0	0	0	0	0
15	SORUS MEDIA AND ADVERTISEMENT PRIVATE LIMITED	403057	1.0231	0	0	0	0	0
	TOTAL :	12756447	32.3815	0	0	0	0	0





(II) (b) Statement showing Holding of Depository Receipts (DRs) where underlying shares are in excess of 1% of the total number of shares.			
Sr.No.	Type of Outstanding DR (ADRs,GDRs,SDRs etc.)	No. of Shares underlying outstanding DRs.	Shares underlying outstanding DRs.as a Percentage of total number of shares (i.e Total (A)+(B)+(C) Indicated in Statement at Para (I) (a) above)
1			
TOTAL :			

Statement Showing "GDR Shares"				
(II) (a) Statement Showing Details of Depository Receipts (DRs)				
Unit :	ODYSSEY CORPORATION LIMITED		As on Date :	30/06/2012
Sr.No.	Type of Outstanding DR (ADRs,GDRs,SDRs etc.)	No of Outstanding DRs.	No of Shares underlying outstanding DRs.	Shares underlying outstanding DRs as a Percentage of total number of shares (i.e Total (A)+ (B) + (C) Indicated in statement at para(I) (a) above)
1	GDRs			
		TOTAL :		

ODYSSEY CORPORATION LIMITED				
(I)(d)	Statement Showing " LOCKED - IN - SHARES "			AS ON : 30/06/2012
SR NO	NAME	Category	Shares	Per
1	ALACRITY SECURITIES LIMITED	CORPORATE BODIES (PROMOTER CO)	600000	1.52
2	BINA HEMANSHU MEHTA	PROMOTERS	6384000	16.21
3	BINA HIMANSHU MEHTA	PROMOTERS	5610200	14.24
4	POOJA HEMANSHU MEHTA	PROMOTERS	600000	1.52
TOTAL:			13194200	33.4927

*Milind Gaurav*

