

Date: 17th October, 2012

To,
The Manager
Department of Corporate Services
The Bombay Stock Exchange Limited.
25th Floor, P.J. Towers
Dalal Street, Fort,
Mumbai 400001

Scrip Code: 531996

Subject: Clause 35 for the Quarter ended on 29th September, 2012.

Dear Sir,


Pursuant to Clause 35 of the Listing Agreement, please find enclosed herewith the Shareholding Pattern for the quarter ended 29th September, 2012 for your perusal.

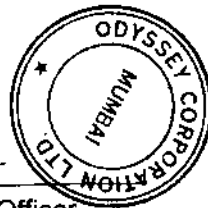
Kindly acknowledge the same.

Thanking you.

Your's faithfully.

For, Odyssey Corporation Limited


Company Secretary & Compliance Officer



Name of the Company :	ODYSSEY CORPORATION LIMITED		
Script Code, Name of the scrip, class of security :	531996		
Quarter ended :	29/09/2012		
Partly paid-up shares :-	No. of partly paid-up shares	As a % of total no. of partly paid-up shares	As a % of total no. of shares of the company
Held by promoter/ promoter group	0	0.00	0.00
Held by public	0	0.00	0.00
Total (D)	0	0.00	0.00
Outstanding convertible securities	No. of outstanding securities	As a % of total no. of outstanding convertible securities	As a % of total no. of shares of the company, assuming full conversion of the convertible securities
Held by promoter/ promoter group	0	0.00	0.00
Held by public	0	0.00	0.00
Total (E)	0	0.00	0.00
Warrants	No. of Warrants	As a % of total no. of Warrants	As a % of total no. of shares of the company, assuming full conversion of warrants
Held by promoter/ promoter group	0	0.00	0.00
Held by public	0	0.00	0.00
Total (F)	0	0.00	0.00
Total paid-up capital of the company, assuming full conversion of warrants convertible securities Total (A+B+C)+ D+E+F)	39394200		100.00



Statement Showing Shareholding Pattern

Table (I)(a)


Category Code	Category of Shareholder	Number of Shareholders	Total Number Of Shares	Number of Shares held in Dematerialise	Total Shareholding as a percentage of total number of shares		Shares Pledged or otherwise encumbered	
					As a Percentage of (A+B)	As a Percentage of	No. Of Shares	As a Percentage
(I)	(II)	(III)	(IV)	(V)	(VI)	(VII)	(VIII)	(IX)= (VIII)/(IV) *100
(IX)= (VIII)/(IV) *100								
(A) Shareholding of Promoter and Promoter Group2								
1. INDIAN								
(a)	INDIVIDUAL / HUF	6	15074320	15074320	38.2653	38.2653	0	0.00
(b)	CENTRAL / STATE GOVERNMENT(S)	0	0	0	0.0000	0.0000	0	0.00
(c)	BODIES CORPORATE	1	600000	600000	1.5231	1.5231	0	0.00
(d)	FINANCIAL INSTITUTIONS / BANKS	0	0	0	0.0000	0.0000	0	0.00
(e)	ANY OTHERS (Specify)							
(i)	DIRECTORS / RELATIVES	0	0	0	0.0000	0.0000	0	0.00
(ii)	GROUP COMPANIES	0	0	0	0.0000	0.0000	0	0.00
SUB TOTAL (A)(1) :		7	15674320	15674320	39.7884	39.7884	0	0.00
2. FOREIGN								
()	ANY OTHERS (Specify)	0	0	0	0.0000	0.0000	0	0.00
(a)	INDIVIDUAL	0	0	0	0.0000	0.0000	0	0.00
(b)	BODIES CORPORATE	0	0	0	0.0000	0.0000	0	0.00
(c)	INSTITUTIONS	0	0	0	0.0000	0.0000	0	0.00
(d)	QUALIFIED FOREIGN INVESTOR	0	0	0	0.0000	0.0000	0	0.00
SUB TOTAL (A)(2) :		0	0	0	0.0000	0.0000	0	0.00
Total holding for Promoters and Promoter	(A)=(A)(1) + (A)(2)	7	15674320	15674320	39.7884	39.7884	0	0.00



(B) Public shareholding									
1. INSTITUTIONS									
(a)	MUTUAL FUNDS / UTI	0	0	0	0.0000	0.0000	0	0.00	
(b)	FINANCIAL INSTITUTIONS / BANKS	0	0	0	0.0000	0.0000	0	0.00	
(c)	CENTRAL / STATE GOVERNMENT(S)	0	0	0	0.0000	0.0000	0	0.00	
(d)	VENTURE CAPITAL FUNDS	0	0	0	0.0000	0.0000	0	0.00	
(e)	INSURANCE COMPANIES	0	0	0	0.0000	0.0000	0	0.00	
(f)	FII'S	5	4961976	4961976	12.5957	12.5957	0	0.00	
(g)	FOREIGN VENTURE CAPITAL INVESTORS	0	0	0	0.0000	0.0000	0	0.00	
(h)	QUALIFIED FOREIGN INVESTOR	0	0	0	0.0000	0.0000	0	0.00	
(i)	ANY OTHERS (Specify)	0	0	0	0.0000	0.0000	0	0.00	
SUB TOTAL (B)(1) :		5	4961976	4961976	12.5957	12.5957	0	0.00	
B 2. Non-institution									
(a)	BODIES CORPORATE	87	7860599	7857399	19.9537	19.9537	0	0.00	
(b)	INDIVIDUAL								
(i)	(CAPITAL UPTO TO Rs. 1 Lakh)	725	1892670	1763230	4.8044	4.8044	0	0.00	
(ii)	(CAPITAL GREATER THAN Rs. 1 Lakh)	68	8984722	8962722	22.8072	22.8072	0	0.00	
(c)	QUALIFIED FOREIGN INVESTOR	0	0	0	0.0000	0.0000	0	0.00	
(d)	ANY OTHERS (Specify)								
(i)	TRUSTS	0	0	0	0.0000	0.0000	0	0.00	
(ii)	CLEARING MEMBER	10	18863	18863	0.0479	0.0479	0	0.00	
(iii)	DIRECTORS / RELATIVES	0	0	0	0.0000	0.0000	0	0.00	
(iv)	EMPLOYEE	0	0	0	0.0000	0.0000	0	0.00	
(v)	NON RESIDENT INDIANS (NRI)	2	1050	1050	0.0027	0.0027	0	0.00	
(vi)	OVERSEAS BODIES CORPORATES	0	0	0	0.0000	0.0000	0	0.00	
SUB TOTAL (B)(2) :		892	18757904	18603264	47.6159	47.6159	0	0.00	
Total Public Sharehold	(B)=(B)(1) + (B)(2)	897	23719880	23565240	60.2116	60.2116	0	0.00	
Total (A) + (B) :		904	39394200	39239560	100.0000	##### 100.0000	0	0.00	



(C) Shares held by Custodians and against which Depository								
(a)	SHARES HELD BY CUSTODIANS	0	0	0	0.0000	0.0000	0	0.00
(i)	Promoter and Promoter Group	0	0	0	0.0000	0.0000	0	0.00
(ii)	Public	0	0	0	0.0000	0.0000	0	0.00
SUB TOTAL (C)(1) :		0	0	0	0.0000	0.0000	0	0.00
Grand Total (A) + (B) + (C)		904	39394200	39239560	100.0000	##### 100.000	0	0.00
NOTES :	1) NAME, NUMBER OF SHARES HELD & PERCENTAGE OF ENTITIES / PERSONS HOLDING MORE THAN 1% OF THE TOTAL SHARES OF THE COMPANY IS AS PER ANNEXURE							




(1)(b) Statement showing holding of securities (including shares, warrants, convertible securities) of persons belonging to the category "PROMOTERS AND PROMOTER GROUP"

Sr.No	Name of the Shareholder	Details of shares held			Encumbered shares (*)		Details of warrants	As a % total number of warrants of the same class	Details of convertible securities	As a % total number of convertible securities of the same class	Total shares (including underlying shares assuming full conversion of warrants and convertible securities) as a % of diluted share capital
		Number of shares held	As a % of grand total (A)+(B)+(C)	No.	As a percentage	As a % of grand total (A)+(B)+(C) of sub-clause (I)(a)					
(I)	(II)	(III)	(IV)	(V)	(VI)=(V)/(III)* 100	(VII)	(VIII)	(IX)	(X)	(XI)	(XII)
1	BINA HEMANSHU MEHTA	6384000	16.21	0	0.00	0.00					
2	BINA HIMANSHU MEHTA	5610200	14.24	0	0.00	0.00					
3	POOJA HEMANSHU MEHTA	2270000	5.76	0	0.00	0.00					
4	POOJA HEMANSHU MEHTA	600000	1.52	0	0.00	0.00					
5	ALAGRITY SECURITIES	600000	1.52	0	0.00	0.00					
6	BINA HIMANSHU MEHTA	200000	0.51	0	0.00	0.00					
7	HEMANSHU RAMNIKAL MEHTA	10120	0.03	0	0.00	0.00					
	TOTAL:	15674320	39.7884	0		0.0000					




(1)(c)
(i) Statement showing holding of securities (including shares, warrants, convertible securities) of persons belonging to the category "Public" and holding more than 1% of the total number of shares.

SR. NO	Name of the shareholder	Number of shares held	Shares as a percentage of total number of shares (i.e., Grand Total(A)+(B)+(C) indicated in Statement at para (1)(a) above)	Details of Number of warrants held	As a % total number of warrants of the same class	Details of convertible securities held	Number of convertible securities of the same class	% w.r.t. total convertible securities of the same class	Total shares (including underlying shares assuming full conversion of warrants and convertible securities)
1	G LAKSHMI ARUNA	180000	4.5692	0	0	0	0	0	0
2	SPARROW ASIA DIVERSIFIED	1661258	4.2170	0	0	0	0	0	0
3	NILARYA TRADING PRIVATE LIMITED	1541980	3.9142	0	0	0	0	0	0
4	CREDO INDIA THEMATIC FUND	1206562	3.0628	0	0	0	0	0	0
5	CRESTA FUND LTD	1090722	2.7687	0	0	0	0	0	0
6	METRI SREENIVASULU	1000000	2.5384	0	0	0	0	0	0
7	V H SHAFI KUR REHMAN	700000	1.7769	0	0	0	0	0	0
8	VAKKAL IMPEX PRIVATE LIMITED	600000	1.5231	0	0	0	0	0	0
9	MAVI INVESTMENT FUND LIMITED	573434	1.4556	0	0	0	0	0	0
10	EARTHSTONE ENERGY & NATURAL	505000	1.2819	0	0	0	0	0	0
11	ALACRITY SECURITIES LTD.	454000	1.1525	0	0	0	0	0	0
12	ALACRITY SECURITIES LIMITED	447758	1.1366	0	0	0	0	0	0
13	LOTUS GLOBAL INVESTMENTS LTD	430000	1.0915	0	0	0	0	0	0
14	SORUS MEDIA AND ADVERTISEMENT	403057	1.0231	0	0	0	0	0	0
	TOTAL:	12413771	31.5117	0	0	0	0	0	0



(I)(c) (ii)	Statement showing holding of securities (including shares, warrants, convertible securities) of persons (together with PAC) belonging to the category "Public" and holding more than 5% of the total number of shares of the company						
SR. NO	Name of the shareholder	Shares as a percentage of total number of shares (i.e., Grand Total (A)+(B)+(C) indicated in Statement at para (I)(a) above}	Details of warrants		Details of convertible securities		Total shares (including underlying shares assuming full conversion of warrants and convertible securities) as a % of diluted share capital
			Number of warrants held	As a % total number of warrants of the same class	Number of convertible securities held	% w.r.t. total number of convertible securities of the same class	
TOTAL			0	0	0	0	0



(II) (a) Statement Showing Details of Depository Receipts (DRs)				
Unit :	ODYSSEY CORPORATION LIMITED		As on Date :	29/09/2012
Sr.No.	Type of Outstanding DR (ADRs,GDRs,SDRs etc.)	No of Outstanding DRs.	No of Shares underlying outstanding DRs.	Shares underlying outstanding DRs as a Percentage of total number of shares (i.e Total (A)+ (B) + (C)
1	GDRs	NIL	NIL	NIL
		TOTAL :	NIL	NIL

(II) (b) Statement showing Holding of Depository Receipts (DRs)			
Sr.No.	Type of Outstanding DR (ADRs,GDRs,SDRs etc.)	No.of Shares underlying outstanding DRs.	Shares underlying outstanding DRs.as a Percentage of total number of shares (i.e Total (A)+(B)+(C) Indicated in Statement at Para (I) (a) above)
1			
	TOTAL :		

(I)(d) Statement Showing " LOCKED - IN - SHARES " As on 29/09/2012				
SR NO	NAME	Category	Shares	Per
1	ALACRITY SECURITIES LIMITED	CORPORATE BODIES (PROMOTER CO)	600000	1.52
2	BINA HEMANSHU MEHTA	PROMOTERS	6384000	16.21
3	BINA HIMANSHU MEHTA	PROMOTERS	5610200	14.24
4	POOJA HEMANSHU MEHTA	PROMOTERS	600000	1.52
		TOTAL:	13194200	33.4927

